



Removal of 2, 4-Dichlorophenoxyacetic Acid (2, 4-D) From Aqueous Environments Using Single-Walled Carbon Nanotubes

Edris Bazrafshan¹, Ferdos Kord Mostafapour¹, Hamed Faridi^{1*}, Mahdi Farzadkia², Shahnaz Sargazi¹, Ali Sohrabi¹

¹ Health Promotion Research Center, Zahedan University of Medical Sciences, Zahedan, IR Iran

² School of Public Health, Tehran University of Medical Sciences, Tehran, IR Iran

*Corresponding author Hamed Faridi, Zahedan University of Medical Sciences, Zahedan, IR Iran. Tel: +98-9177009427, Fax: +98-5412425375, E-mail: hamed-faridi@yahoo.com.

ABSTRACT

Background: 2, 4-Dichlorophenoxyacetic acid (2, 4-D) is a widely used herbicide known to be moderately toxic. Extensive use and poor biodegradability of 2, 4-D has resulted in its ubiquitous presence in the environment, and has led to contamination of surface and ground waters.

Objectives: At present study, single-walled carbon nanotubes (SWCNTs) were used for the sorption of 2, 4-D from aqueous solutions.

Materials and Methods: The effect of various operating parameters such as initial concentration of 2, 4-D, contact time, adsorbent dosage, and pH were investigated. Equilibrium isotherms were used to identify the possible mechanism of the adsorption process.

Results: Maximum adsorption capacity of the SWCNTs was 979.6 mg/g at pH5, contact time 45 min, initial concentration of 5000 µg/L, and 23 ± 2 °C temperatures, when 97.96% of 2, 4-D herbicide were removed. The adsorption equilibriums were analyzed by Langmuir and Freundlich isotherm models. It was found that the data fitted to Langmuir (R² = 0.9987) better than Freundlich (R² = 0.9727) model.

Conclusions: According to achieved results, it was defined that SWCNTs is a quite effective adsorbent in removal of 2, 4-D from aqueous environments.

Keywords: 2, 4-Dichlorophenoxyacetic Acid; Adsorption; Nanotubes; Carbon

1. Background

Water is an essential element for life on Earth, which contains minerals extremely important in human nutrition (1). However, the dramatic increase in population resulted in an enormous consumption of the world's water reserves. Nevertheless, the significant increase of population

has resulted in a great consumption of the world's water resources (2). Contamination of surface and groundwater due to synthetic organic chemical compounds is a significant problem, which is attributed to their potential toxic, carcinogenic, and mutagenic effects. The widespread consumption and disposal of pesticides by farmers, institutions, and the general public lead to many possible

►Article type: Research Article; Received: 11 Aug 2012, Revised: 06 Mar 2013, Accepted: 09 Mar 2013;

►Implication for health policy/practice/research/medical education:

The content of this article is useful for water and wastewater treatment plant managers and operators and drinking water providers to better operation and supervision of water and waste water treatment plants and water resources.

►Please cite this paper as:

Bazrafshan E, Kord Mostafapour F, Faridi H, Farzadkia M, Sargazi S, Sohrabi A. Removal of 2,4-Dichlorophenoxyacetic Acid (2,4-D) From Aqueous Environments Using Single-Walled Carbon Nanotubes. *Health Scope*. 2013; 2(1): 39-46. DOI: 10.17795/jhealthscope-7710

►Copyright © 2013, Health Promotion Research Center.

This is an Open Access article distributed under the terms of the Creative Commons Attribution License (<http://creativecommons.org/licenses/by/3.0>), which permits unrestricted use, distribution, and reproduction in any medium, provided the original work is properly cited.

sources of contamination by pesticides in the environment. Pesticide is a generic term that covers a wide range of biologically-active compounds, including herbicides, fungicides and insecticides. More than 1400 active ingredients are found worldwide in various commercial mixtures of pesticides (3). Also, increasing pesticides application, and improper wastewater disposal methods contaminate water resources, and severely affect the ecology as well as the environment (4). Thus, it is important to prevent the release of these compounds into the environment.

2, 4-Dichlorophenoxyacetic acid (2, 4-D) is a phenoxy herbicide widely used for post emergence control of annual and perennial broad-leaved weeds in cereal cropland, pastures, forests and in non-cropland, including areas adjacent to water. It is also used to control broad-leaved aquatic weeds (5). 2, 4-D herbicide is toxic to broad-leaved plants; due to its polar nature once absorbed it is translocated within the plant, and accumulates at the growing points of roots, and shoots where it inhibits growth. Due to low soil sorption and high potential of leach ability, its residues are often reported in surface and ground water (4). Effects of exposure of professional applicators, homeowners, and bystanders have been studied, but the risk of 2,4-D to human health has not been completely assessed (6). However, the central nervous system is a target organ for the effects of this herbicide in different animal species (7).

Extensive use and poor biodegradability of 2,4-D has resulted in its ubiquitous presence in the environment, and has led to contamination of surface and ground waters. Half-life of 2,4-D in water range from one to several weeks under aerobic conditions, and can exceed 120 days under anaerobic conditions (5). It is considered moderately toxic (endocrine disrupter), and the maximum allowable concentration in drinking water is 30 ppb (8-10). 2,4-D herbicides is one of the most commonly used pesticides. Due to its extensive application in agriculture, it was often detected in water environment (11). Therefore, the development of an effective process for the pollutant removal from water or wastewater has been the concern of many researchers (11, 12).

Methods for removal of 2,4-D from water and soils include photocatalytic degradation (11-13), advanced oxidation (14, 15), electrochemical oxidation (16), biological treatment (17-19), ion exchange (20), activated carbon adsorption (21, 22), and other adsorbents (23-25). Adsorption is one of the most effective processes of advanced wastewater treatment, which industries employ to reduce hazardous organic and inorganic wastes in effluents. It is also used to remove toxic inorganic and organic compounds from contaminated ground water (26). Also, adsorption process is one of the most promising techniques for pesticide removal due to flexibility in design and operation. Batch and/or column experiments have been undertaken to study adsorption characteristics of some pesticides such as (2,4-dichlorophenoxy) propionic acid (dichloroprop), (4-chloro-2-methylphenoxy) propanoic acid (me-

coprop) (27), 2,4-dichlorophenol (DCP), 2-methyl-4-chlorophenol (MCP) (27, 28), atrazine (29), carbofuran (30), and 2,4-D (21, 27, 29-33). Choosing of a suitable adsorbent for pesticide removal is a complex problem because of the wide variety of their chemical structures.

Carbon nanotubes (CNTs) have been the focus of an intensive multidisciplinary due to their excellent mechanical, electrical, and thermal properties since their discovery by Iijima in 1991 (34). The relative large specific surface area of CNTs enables them to become candidate for adsorption of gas (35), metal ions (36, 37), and organic compounds (33, 38-40). CNTs include single-walled carbon nanotubes (SWCNTs) and multi-walled carbon nanotubes (MWCNTs) depending on the number of layers comprising those (41). For the first time Long and Yang reported that CNTs could be used as superior adsorbents for dioxin, and the removal capacity of CNTs was found to be higher than that of activated carbon (42). Peng et al. and Fagan et al. studied the interaction of 1, 2-dichlorobenzene with CNTs by experimental and theoretical methods, respectively. They found that CNTs could be used as adsorbents in a wide pH range of 3-10, and the Raman spectra were in qualitative agreement with calculated results (43, 44). Lin and Xing have investigated the adsorption of phenolic compounds by carbon nanotubes (40). They studied the role of aromatic structure and -OH substitution in the polar aromatics-CNTs system, reporting that sorption affinity of phenolic compounds by CNTs was increased with increasing number of aromatic rings and was greatly enhanced by -OH substitution. In another study, Yang et al. investigated the adsorption of a series of phenols and anilines by MWNTs. They found that nitro, chloride, or methyl groups have enhanced adsorption in the following order: nitro group > chloride group - methyl group (45).

2. Objectives

The aim of this research was to investigate the adsorption of 2, 4-D on single-walled carbon nanotubes (SWCNTs) under various conditions. Consequently, the influence of several operating parameters such as initial concentration of 2, 4-D, contact time, adsorbent dosage, and initial pH were investigated. Furthermore, equilibrium isotherms were used to identify the possible mechanism of the adsorption process.

3. Materials and Methods

3.1. Experimental

3.1.1. Chemical Materials

2, 4-D herbicide was purchased from the Merck Company (Germany); some of the important physicochemical properties of 2, 4-D are given in Table 1. All other chemicals and reagents used were analytical grade, and distilled water was

used in the preparation of solutions in the present investigation. Stock solution of 2, 4-D (100 mg/L) was prepared by dissolving 2,4-D in 500 ml distilled water. It was then wrapped with aluminum foil to prevent any unwanted side-reactions induced by light (33). For treatment experiments, the required solutions with concentrations in the range of 1000–5000 µg/L were prepared by successive dilution of the stock solution with distilled water.

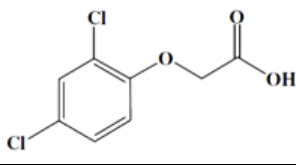
Characteristic	2,4-Dichlorophenoxyacetic acid
Pesticide Class	Phenoxy herbicide
Molecular Formula	C ₈ H ₆ Cl ₂ O ₃
Structural Formula	
Molecular Weight, g mol⁻¹	221
Appearance	White powder
Purity, %	98.5
Solubility in Water, mg L⁻¹	890 (25 °C)
log K_{ow}	2.83
Dissociation Constant, pK_a	2.73

Table 1 Structural and Chemical Properties of Studied Pesticide (4, 23)

3.1.2. Adsorbent Preparation

Single-walled CNTs (provided from Research Institute of Petroleum Industry (RIPI), Tehran, Iran) was selected as adsorbent to study the adsorption characteristics of 2,4-D from aqueous solutions. On the basis of the information provided by the manufacturer, the SWCNTs were synthesized by catalytic chemical vapor deposition (CVD) method. The morphologies of SWCNTs were examined by using SEM (JEOL JSM-6700F) (Figure 1). The size of the outer diameter for the SWCNTs was 1-2 nm. The length of SWCNTs was 10 µm. Furthermore, specific surface area of SWCNTs was more than 700 m²/g, and the mass ratio of the amorphous carbon of SWCNTs was less than 5%.




Figure 1. SEM Image of SWCNTs Sample

Because carbon nanotubes had the amorphous carbon, and therefore the adsorption rate is very low, therefore, carbon nanotube should be purified. To functionalize SWCNTs, 0.3 g of the as-received SWCNTs was dispersed in 25 mL of nitric acid (65 wt. %) in a 100 mL round bottom flask equipped with a condenser, and the dispersion was refluxed under magnetic stirring for 48 h. After that, the resulting dispersion was diluted in water and filtered. The resulting solid was washed up to neutral pH, and the sample was dried in vacuum at 40 °C overnight.

2.3. Adsorption Studies

2, 4-D herbicide removal experiments with the SWCNTs were performed as batch tests in 250 mL flasks on a magnetic shaker. Each test consisted of preparing a 200 mL of 2, 4-D herbicide solution with a desired initial concentration, and pH by diluting the stock 2, 4-D solution with distilled water, and transferring it into the beaker on the magnetic shaker. The pH of the solution was adjusted using 0.1N HCl or NaOH solutions by a pH meter model E520 (Metrohm Herisau, Switzerland). A known mass of SWCNTs (adsorbent dosage) was then added to the solution, and the obtained suspension was immediately stirred for a predefined time. Then, the suspension was filtered through a 0.22 µm filter, and the filtrate was analyzed using GC (model: Agilent technologies 7890 A). Then the amount of 2, 4-D adsorbed, q_e (mg/g), was obtained as follows:

$$q_e = (C_0 - C_e)V / M \quad (1)$$

Where C₀ and C_e are the initial, and equilibrium liquid phase concentration of 2, 4-D (mg/L), respectively. V is the volume of the solution (L), and M is the amount of adsorbent used (g). To express the percent of 2,4-D removal, the following equation was used:

$$\text{Efficiency, \%} = (C_0 - C_f) / C_0 \times 100 \quad (2)$$

Where C₀ and C_f represent the initial and final (after adsorption) 2, 4-D concentrations, respectively. All tests were performed in duplicate to ensure the reproducibility of the results; the mean of the two measurements is reported. Furthermore, all experiments were performed at room temperature (23 ± 2°C). The investigated ranges of the experimental variables were as follows: 2,4-D concentration (1000, 3000, 5000 µg/L), initial pH of solution (3.6-4.1), SWCNTs dosage (2.5, 5, 10 mg/L), and mixing time (5, 10, 15, 30, 45, 60 min).

4. Results

4.1. Effect of Initial pH

Optimization of pH for adsorption medium plays a vital role in the adsorption studies. The pH of the adsorption

medium is the most significant parameter in the treatment of pollutants by the adsorbent (42). Also, the solution pH is one of the key parameters that controls the adsorption process on carbon materials; it controls the electrostatic interactions between the adsorbent and the adsorbate (43). Furthermore, the initial pH of solution is an important parameter that can control the adsorption process of pollutants on carbon materials; in fact it controls the electrostatic interactions of the adsorbate and adsorbent in aqueous environments (49).

Figure 2 shows the effects of initial pH values within the range of 3-13 on the efficiency of 2,4-D adsorption by SWCNTs with the initial dosage of 2.5 mg/L, and the initial 2,4-D concentration of 1000 µg/L, for the contact time of 60 min. It is clear that the adsorption of 2,4-D herbicide onto SWCNTs fluctuates very little in the pH range of 3-13. Nevertheless, it can be seen that the sorption amount for 2, 4-D increases with increasing the solution pH up to 5 (91.3%), remained almost constant until pH 7. This may be due to the fact that the employed SWCNTs have been purified by acid solution to improve their properties which may enhance the resistance of CNTs to acid environment (44). However, the adsorption of 2,4-D decreased as the pH exceeded 7. This is due to the fact that more oxygen-containing groups on the CNTs surface are ionized at higher pH values, and thus they adsorb more water (45). The formation of water cluster on these groups blocks the access of 2,4-D herbicide molecules to adsorption sites, and results in less adsorption of 2,4-D. However it must be considered that 2,4-D herbicide can be hydrolyzed at neutral and alkaline pH. The rate of hydrolysis is pH dependent, with the hydrolysis half-life at pH 9 much shorter than the half-life at pH 6 (46). Similar findings were reported by Naghizadeh et al. and Legrouri et al. (47, 48). Thus, the pH was maintained at 5 in all the subsequent experiments, which was considered the best relation between the total adsorbed amount of 2,4-D, and percentage of removal.

4.2. Effect of Adsorbent Dosage (SWCNTs)

The adsorbent concentration is an important parameter because this determines the capacity of the adsorbent (SWCNTs) for a given initial 2, 4-D concentration. To attain the optimal amount of SWCNTs for the adsorption of 2, 4-D, 2.5, 5 and 10 mg/L adsorbent (SWCNTs) were used for adsorption experiments at fixed initial pH (pH 5), initial 2, 4-D concentration (1000 µg/L), and temperature (23 ± 2°C) for contact time of 60 min. As can be seen in Figure 3, 2, 4-D herbicide removal is dependent on the mass of adsorbent present in the solution, and it increases when the adsorbent dosage increases. On the other hand, the percentage of 2, 4-D removal steeply increases with the adsorbent loading up to 10 mg/L. This result can

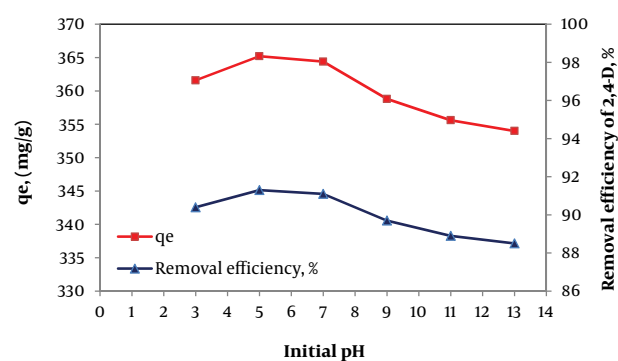


Figure 2. Effect of Initial pH on the Adsorption of 2, 4-D onto SWCNTs

be explained by the fact that the sorption sites remain unsaturated during the sorption, whereas the number of sites available for sorption site increases by increasing the adsorbent dose. The maximum adsorption efficiency of 2, 4-D herbicide onto SWCNTs was found to be 94.7% at adsorbent concentration of 10 mg/L. Furthermore, when the adsorbent dosage increased, percentage removal of 2,4-D also increased, but amount of adsorbed 2,4-D of per gram adsorbent (q_e) decreased due to the fact that fixed 2,4-D herbicide concentration (1000 µg/L) led to unsaturated active site on adsorbent surface, and increase in the adsorbent concentrations caused particle aggregation (49). Thus, the adsorbent dose was maintained at 5 mg/L in all the subsequent experiments, which was considered the best relation between the total adsorbed amount of 2,4-D, and percentage of removal.

4.3. Effect of Contact Time

Contact time is one of the most important parameters for practical application. The effect of contact time on adsorption was studied at 23 ± 2 °C, initial 2, 4-D concentration (1000 µg/L), and 5 mg/L adsorbent dosage for 5 to 75 min. According to Figure 4, 2,4-D adsorption rate increased quickly with time, and then reached equilibrium. The contact time to reach equilibrium was 45 min.

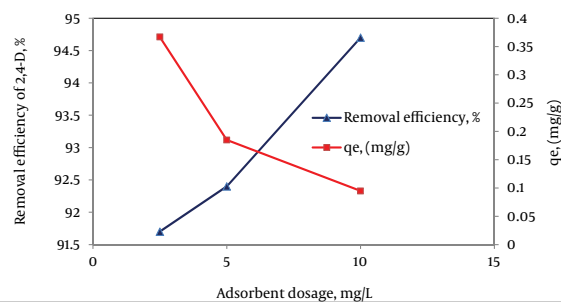


Figure 3. Effect of Adsorbent Dose on the Adsorption of 2, 4-D onto SWCNTs (Initial 2, 4-D Concentration = 1000 µg/L; pH = 5; Contact Time = 60 min)

The adsorption capacity and percent removal of 2, 4-D onto the SWCNTs significantly increased during the initial adsorption stage, and then equilibrium was nearly

reached after 45 min. At this time, removal efficiency reached to 94.4%, and adsorption capacity of the SWCNTs was 188.8 mg/g. Hence, in the present work, 45 min was chosen as the equilibrium time. Generally the removal rate of sorbate is rapid initially, but it gradually decreases with time until it reaches equilibrium. This phenomenon is attributed to the fact that a large number of vacant surface sites are available for adsorption at the initial stage, and after a lapse of time, the remaining vacant surface sites are not easy to be occupied due to repulsive forces between the solute molecules on the solid and bulk phases. On the other hand, the rate in percent of 2, 4-D herbicide removal is higher in the beginning due to the larger surface area of the adsorbent being available for the adsorption of the pollutants. As the surface adsorption sites become exhausted, the rate of uptake is controlled by the rate of transport from the exterior to the interior sites of the adsorbent particles (50). Similar findings were reported by Cengiz and Cavas (51), Naghizadeh et al. (48), and SenthilKumar et al. (52).

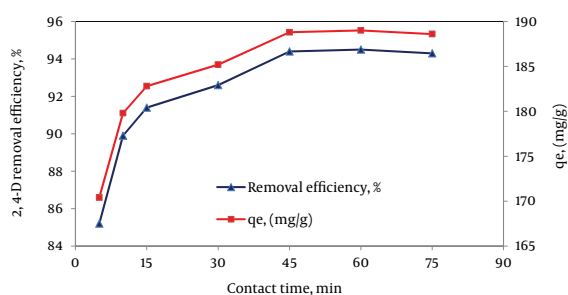


Figure 4. Effect of Contact Time on the Adsorption of 2, 4-D Onto SWCNTs (Initial 2, 4-D Concentration = 1000 µg/L; pH= 5; Adsorbent Dose = 5 mg/L)

4.4. Effect of Initial 2, 4-D Concentration

The initial concentration of pollutant affects both the adsorption capacity of the adsorbent, and the adsorption rate. Also, the initial concentration provides an important driving force to overcome all mass transfer resistance of the adsorbate between the aqueous and solid phases (53). At present study, the effects of initial 2, 4-D concentration on adsorption were studied at $23 \pm 2^\circ\text{C}$ and 5 mg/L adsorbent concentration for 45 min. Figure 5 shows that removal efficiencies of herbicide increased with increasing concentrations.

As can be seen in Figure 5, when the initial 2, 4-D herbicide concentration is increased, the amounts of adsorbed 2, 4-D also increase, so the removal of 2, 4-D depends on the concentration of 2, 4-D. For example, when the initial 2, 4-D concentration increases from 1 to 5 mg/L, the equilibrium sorption capacities of SWCNTs increase from 187.8 mg g⁻¹ (93.9%) to 979.6 mg/g (97.96%). Similar trends have also been observed for methylene blue dye sorption onto bamboo-based activated carbon (54), and cotton waste (55). This increase in the proportion of re-

moved herbicide may be probably due to equilibrium shift during sorption process. A similar result has also been recorded for adsorption of Trichloroethylene from aqueous solution onto MWCNTs (48). The initial 2, 4-D herbicide concentrations provide an important driving force to overcome the mass transfer resistance of the 2, 4-D between the aqueous phases and the solid phases, so increasing initial concentrations would enhance the adsorption capacity of 2, 4-D.

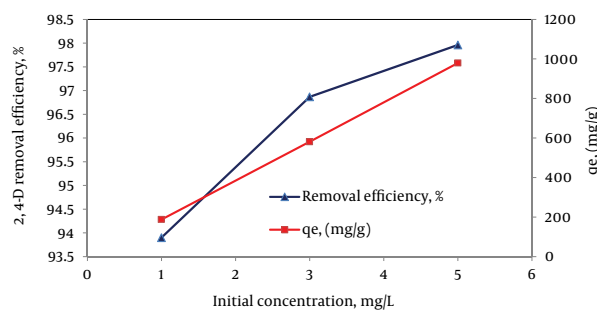


Figure 5. Effect of Initial 2, 4-D Concentration for Its Adsorption Onto SWCNTs (pH = 5, Adsorbent Dosage: 5 mg/L and Contact Time = 45 min)

4.5. Adsorption Isotherms

Isotherms study can describe how an adsorbate interacts with adsorbent. The isotherm provides an association between the concentration of 2, 4-D in solution, and the amount of adsorbed on the solid phase when both phases are in equilibrium. At present study equilibrium adsorption data were analyzed using the Langmuir, and Freundlich isotherm models (Figures 6 and 7). Also, analysis of isotherms was used to describe the experimental adsorption data, and then best results can be obtained when correlation coefficients (R²) come close to 1. High values of R² (close or equal to 1) indicate the conformity among experimental data with model isotherm (59).

The Langmuir isotherm model is valid for monolayer adsorption onto surface containing finite number of identical sorption sites which is presented by the following equation:

$$q_e = \frac{q_m K_L C_e}{1 + K_L C_e} \quad (3)$$

Where q_e is the amount of 2, 4-D adsorbed per specific amount of adsorbent (mg/g), C_e is equilibrium concentration of the solution (mg/L), and q_m is the maximum amount of 2, 4-D required to form a monolayer (mg/g). The Langmuir equation can be rearranged to linear form for the convenience of plotting, and determining the Langmuir constants (K_L), and maximum monolayer adsorption capacity of SWCNTs (q_m). The values of q_m and K_L can be determined from the linear plot of $1/q_e$ versus $1/C_e$:

$$1/q_e = (1/q_m + 1/q_m K_f)1/C_e \quad (4)$$

The Freundlich equation is purely empirical based on the sorption on heterogeneous surface, which is commonly described by the following equation:

$$qe = K_f C_e^{1/n} \quad (5)$$

Where, K_f , and $1/n$ are the Freundlich constants related to adsorption capacity, and adsorption intensity, respectively. The Freundlich equilibrium constants evaluated from the intercept, and the slope, respectively of the linear plot of $\log q_e$ versus $\log C_e$ based on experimental data. The Freundlich equation can be linearized in logarithmic form for the determination of the Freundlich constants as shown below:

$$\text{Log } q_e = \text{Log } K_f + 1/n \text{ Log } C_e \quad (6)$$

The Freundlich equation is used to describe isotherm data for heterogeneous adsorbents (varying site energies) much better than the Langmuir or BET equations (60). The isotherms based on the experimental data, and the parameters obtained from nonlinear regression by both models are shown in Figures 6 and 7. Also, all of the parameters are listed in Table 2. The R^2 values of Langmuir, and Freundlich models (Table 2) are 0.9987, and 0.9727, respectively, indicating that the Langmuir model is suitable for describing the adsorption equilibrium of 2, 4-D onto SWCNTs.

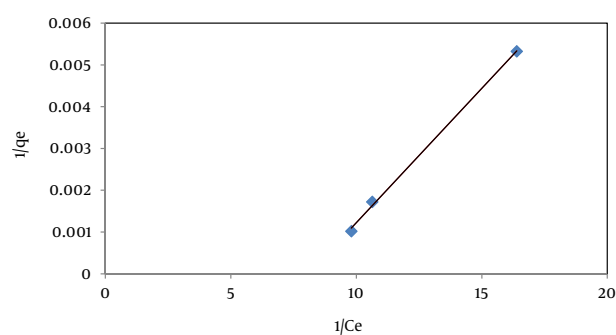


Figure 6. Langmuir Isotherm for Sorption of 2, 4-D Herbicide Onto SWCNTs ($R^2 = 0.9987$)

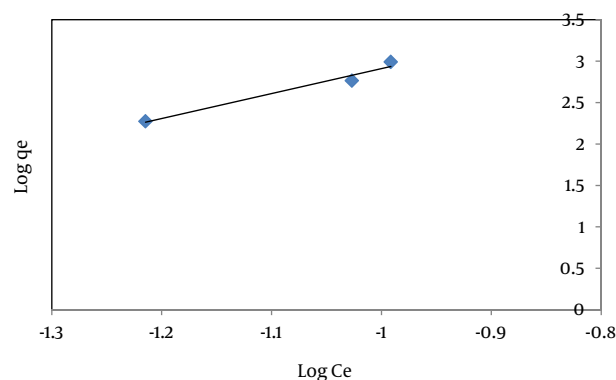


Figure 7. Freundlich Isotherm for Sorption of 2, 4-D Herbicide Onto SWCNTs ($R^2 = 0.9727$)

Table 2. Isotherm Parameters for Adsorption of 2, 4-D Onto SWCNTs at 25 ± 2 °C

Langmuir Isotherm			Freundlich Isotherm		
qm, mg g ⁻¹	kL, L mg ⁻¹	R ²	k _f	n	R ²
192.3	8.67	0.9987	840427	0.33	0.9727

4. Conclusions

2,4-D herbicide is toxic to broad-leaved plants, animals and human, and extensive use, and poor biodegradability of 2,4-D have resulted in its ubiquitous presence in the environment, and have led to contamination of surface and ground waters. At present study the adsorption of 2, 4-dichlorophenoxyacetic acid (2,4-D) on SWNTCs was studied as a function of solution concentration, pH, adsorbent dose, and contact time. From the current study, it can be seen that the SWNTCs can be used effectively for the removal of 2, 4-D herbicide from aqueous solutions. The percentage eliminated was found to depend on the amount of adsorbent, the initial concentration of 2, 4-D, and the 2, 4-D-adsorbent contact time. The SWNTCs was able to remove 94% to 98% of 2, 4-D from solutions, which initial concentration varied between 1000 and 5000 $\mu\text{g/L}$. Nevertheless, minimum concentration of 2, 4-D equal 61 $\mu\text{g/L}$ was attained at the optimum condition of process

(pH = 5, adsorbent dosage = 5 mg/L, contact time=45 min and initial 2,4-D concentration = 1000 $\mu\text{g/L}$), which is higher than the maximum allowable concentration in drinking water (30 $\mu\text{g/L}$).

Acknowledgements

This study was funded by the health research deputy of Zahedan University of Medical Sciences (Project Number: 90-2398), and was conducted in the Chemical Laboratory of School of Public Health, Zahedan University of Medical Sciences.

Authors' Contribution

Conceived and designed the experiments: E. Bazrafshan, and M. Farzadkia; performed the experiments: E. Bazrafshan, and H. Faridi; Analyzed the data: H. Faridi, and Sh. Sargazi; Contributed reagents/materials/analysis tools: F. Kord Mostafapour, and A. Sohrabi; Wrote the paper: E. Bazrafshan.

Financial Disclosure

None declared.

Funding/Support

None declared.

References

- Versari A, Parpinello GP, Galassi S. Chemometric survey of Italian bottled mineral waters by means of their labelled physico-chemical and chemical composition. *J Food Compos Anal.* 2002;**15**:251-64.
- Ho KC, Chow YL, Yau JT. Chemical and microbiological qualities of The East River (Dongjiang) water, with particular reference to drinking water supply in Hong Kong. *Chemosphere.* 2003;**52**(9):1441-50.
- Sabbik H, Jeannot R, Rondeau B. Multiresidue methods using solid-phase extraction techniques for monitoring priority pesticides, including triazines and degradation products, in ground and surface waters. *J Chromatogr A.* 2000;**885**(1-2):217-36.
- Shankar MV, Anandan S, Venkatachalam N, Arabindoo B, Murugesan V. Fine route for an efficient removal of 2,4-dichlorophenoxyacetic acid (2,4-D) by zeolite-supported TiO₂. *Chemosphere.* 2006;**63**(6):1014-21.
- World Health Organization W. 2,4-D in drinking water. Background document for development of WHO Guidelines for Drinking Water Quality. 2003. WHO/SDE/WSH/03.04/70.
- Harris SA, Solomon KR, Stephenson GR. Exposure of homeowners and bystanders to 2,4-dichlorophenoxyacetic acid (2,4-D). *J Environ Sci Health B.* 1992;**27**(1):23-38.
- Bortolozzi AA, Evangelista De Duffard AM, Duffard RO, Antonelli MC. Effects of 2,4-dichlorophenoxyacetic acid exposure on dopamine D₂-like receptors in rat brain. *Neurotoxicol Teratol.* 2004;**26**(4):599-605.
- Bazrafshan E, Kord Mostafapour F, Faridi H, Mahvi AH. Adsorption of 2,4-dichlorophenoxyacetic acid (2,4-D) onto multi-walled carbon nanotubes. *Wulfenia J.* 2012;**19**(10):219-39.
- Colborn T, Vom Saal FS, Soto AM. Developmental effects of endocrine disrupting chemicals in wildlife and humans. *Env Imp Ass Rev.* 1993;**14**:469-48.
- World Health Organization W. Guidelines for Drinking-water Quality, World Health Organisation, Geneva, third ed. 2004:191-6.
- Kwan CY, Chu W. Photodegradation of 2,4-dichlorophenoxyacetic acid in various iron-mediated oxidation systems. *Water Res.* 2003;**37**(18):4405-12.
- Lee Y, Jeong J, Lee C, Kim S, Yoon J. Influence of various reaction parameters on 2,4-D removal in photo/ferrioxalate/H₂O₂ process. *Chemosphere.* 2003;**51**:901-12.
- Chu W, Chan KH, Kwan CY, Lee CK. The system design of UV-assisted catalytic oxidation process—degradation of 2,4-D. *Chemosphere.* 2004;**57**(3):171-8.
- Rabindram RG, Hiroaki O, Takehiro I, Ryohei T, Shogo T. Synergy of ozonation and photocatalysis to mineralize low concentration 2,4-dichlorophenoxy acetic acid in aqueous solution. *Chemosphere.* 2007;**66**:1610-7.
- Erick RB, Miguel AP, Dionysios DD, Silvia G, Javier G, Diana M. Degradation of 2, 4-dichlorophenoxyacetic acid (2,4-D) using cobalt peroxymonosulfate in Fenton-like process. *J Photochem Photobio.* 2007;**186**:357-63.
- Brillas E, Calpe JC, Casado J. Mineralization of 2,4-D by advanced electrochemical oxidation processes. *Water Res.* 2000;**34**(8):2253-62.
- Mangat SS, Elefsiniotis P. Biodegradation of the herbicide 2,4-dichlorophenoxyacetic acid (2,4-D) in sequencing batch reactors. *Water Res.* 1999;**33**(3):861-7.
- Clarkson WW, Yang CP, Harker AR. 2,4-D degradation in monoculture biofilm reactors. *Water Res.* 1993;**27**:1275-84.
- Santacruz G, Bandala ER, Torres LG. Chlorinated pesticides (2,4-D and DDT) biodegradation at high concentrations using immobilized *Pseudomonas fluorescens*. *J Environ Sci Health B.* 2005;**40**(4):571-83.
- Kwan CY, Chu W. Effect of ferrioxalate-exchanged resin on the removal of 2,4-D by a photocatalytic process. *J Mol Catal A Chem.* 2006;**255**:236-42.
- Aksu Z, Kabasakal E. Batch adsorption of 2,4-dichlorophenoxyacetic acid (2,4-D) from aqueous solution by granular activated carbon. *Sep Purif Technol.* 2004;**35**:223-40.
- Chingombe P, Saha B, Wakeman RJ. Effect of surface modification of an engineered activated carbon on the sorption of 2,4-dichlorophenoxyacetic acid and benazolin from water. *J Colloid Interface Sci.* 2006;**297**(2):434-42.
- Vergili I, Barlas H. Removal of 2,4-D, MCPA and Metalaxyl from water using Lewatit VP OC 1163 as sorbent. *Desalination.* 2009;**249**:1107-14.
- Zhou H, Han J, Baig SA, Xu X. Dechlorination of 2,4-dichlorophenoxyacetic acid by sodium carboxymethyl cellulose-stabilized Pd/Fe nanoparticles. *J Hazard Mater.* 2011;**198**:7-12.
- Ayar N, Bilgin B, Atun G. Kinetics and equilibrium studies of the herbicide 2,4-dichlorophenoxyacetic acid adsorption on bituminous shale. *Chem Engin J.* 2008;**138**:239-48.
- Ahmaruzzaman M, Sharma DK. Adsorption of phenols from wastewater. *J Colloid Interface Sci.* 2005;**287**(1):14-24.
- Haberhauer G, Pfeiffer L, Gerzabek MH. Influence of molecular structure on sorption of phenoxyalkanoic herbicides on soil and its particle size fractions. *J Agric Food Chem.* 2000;**48**(8):3722-7.
- Tutem E, Apak R, Unal CF. Adsorptive removal of chlorophenols from water by bituminous shale. *Water Res.* 1998;**8**:2315-24.
- Alam JB, Dikshit AK, Bandyopadhyay M. Evaluation of thermodynamic properties of sorption of 2,4-D and atrazine by tire rubber granules. *Sep Purif Technol.* 2005;**42**:85-90.
- Gupta VK, Ali I, Suhas VK. Adsorption of 2,4-D and carbofuran pesticides using fertilizer and steel industrywastes. *J Colloid Interface Sci.* 2006;**299**:556-63.
- Prado A, Airoldi C. Adsorption, preconcentration and separation of cations on silica gel chemically modified with the herbicide 2,4-dichlorophenoxyacetic acid. *Anal Chim Acta.* 2001;**432**:201-11.
- Akcay G, Akcay M, Yurdakoc K. Removal of 2,4-dichlorophenoxyacetic acid from aqueous solutions by partially characterized organophilic sepiolite: thermodynamic and kinetic calculations. *J Colloid Interface Sci.* 2005;**281**(1):27-32.
- Legrouri A, Lakraimi M, Barroug A, De Roy A, Besse JP. Removal of the herbicide 2,4-dichlorophenoxyacetate from water to zinc-aluminium-chloride layered double hydroxides. *Water Res.* 2005;**39**(15):3441-8.
- Iijima S. Helical microtubules of graphitic carbon. *Nature.* 1991;**354**(56-58).
- Cinke M, Li J, Bauschlicher CW, Ricca A, Meyyappan M. CO₂ adsorption in single-walled carbon nanotubes. *Chem Phys Lett.* 2003;**376**:761-6.
- Lu C, Chiu H, Liu C. Removal of zinc (II) from aqueous solution by purified carbon nanotubes: kinetics and equilibrium studies *Ind Eng Chem Re.* 2006;**45**:2850-5.
- Wang HJ, Zhou AL, Peng F, Yu H, Chen LF. Adsorption characteristic of acidified carbon nanotubes for heavy metal Pb(II) in aqueous solution. *Mater Sci Eng.* 2007;**466**:201-6.
- Gauden PA, Terzyk AP, Rychlicki G, Kowalczyk P, Lota K, Raymond-Pinero E, et al. Thermodynamic properties of benzene adsorbed in activated carbons and multi-walled carbon nanotubes. *Chem Phys Lett.* 2006;**421**:409-14.
- Lu C, Chung YL, Chang KF. Adsorption of trihalomethanes from water with carbon nanotubes. *Water Res.* 2005;**39**:1183-9.
- Yang K, Zhu L, Xing B. Adsorption of polycyclic aromatic hydrocarbons by carbon nanomaterials. *Environ Sci Technol.* 2006;**40**(6):1855-61.
- Lin D, Xingt B. Adsorption of phenolic compounds by carbon nanotubes: role of aromaticity and substitution of hydroxyl groups. *Environ Sci Technol.* 2008;**42**(19):7254-9.
- Hu J, Chen C, Zhu X, Wang X. Removal of chromium from aqueous

- ous solution by using oxidized multiwalled carbon nanotubes. *J Hazard Mater.* 2009;**162**(2-3):1542-50.
43. Long RQ, Yang RT. Carbon nanotubes as superior sorbent for dioxin removal. *J Am Chem Soc.* 2001;**123**(9):2058-9.
 44. Peng X, Li Y, Luan Z, Di Z, Wang H, Tian B, et al. Adsorption of 1,2-dichlorobenzene from water to carbon nanotubes. *Chem Phys Lett.* 2003;**376**:154-8.
 45. Fagan SB, SouzaFilho AGS, Lima J, Filho J, Ferreira O, Mazali I, et al. 1,2-Dichlorobenzene interacting with carbon nanotubes. *Nano Lett.* 2004;**4**:1285-8.
 46. Yang K, Wu W, Jing Q, Zhu L. Aqueous adsorption of aniline, phenol, and their substitutes by multi-walled carbon nanotubes. *Environ Sci Technol.* 2008;**42**:7931-6.
 47. Beltran FJ, Ovejero G, Acedo B. Oxidation of atrazine in water by ultraviolet radiation combined with hydrogen peroxide. *Water Res.* 1993;**27**:1013-21.
 48. Ksu Z, Yener J. A comparative adsorption/biosorption study of monochlorinated phenols onto various sorbents. *Waste Manage.* 2001;**21**:695-702.
 49. Anbia M, Ghaffari A. Adsorption of phenolic compounds from aqueous solutions using carbon nanoporous adsorbent coated with polymer. *appl surf sci.* 2009;**255**:9487-92.
 50. Ghassemi M, Fargo L, Painter P, Quinlivan S, Scofield R, Takata A. Environmental Fates and Impacts of Major Forest Use Pesticides." P. A-101-148. U.S. EPA. Office of Pesticides and Toxic Substances. Washington D.C. 1981.
 51. Naghizadeh A, Nasser S, Nazmara S. Removal of Trichloroethylene from water by adsorption on to Multiwall Carbon Nanotubes. *Iran J Environ Health Sci Eng.* 2011;**8**(4):317-24.
 52. Calvete T, Lima EC, Cardoso NF, Dias SLP, Pavan FA. Application of carbon adsorbents prepared from the Brazilian-pine fruit shell for removal of Procion Red MX 3B from aqueous solution-kinetic, equilibrium, and thermodynamic studies. *Chem Eng J.* 2009;**155**:627-36.
 53. Chakravarty P, Sarma NS, Sharma HP. Removal of Pb (II) from aqueous solution using heartwood of Areca catechu powder. *Desalination.* 2010;**256**:16-21.
 54. Cengiz S, Cavas L. Removal of methylene blue by invasive marine seaweed: *Caulerpa racemosa* var. *cylindracea*. *Bioresour Technol.* 2008;**99**(7):2357-63.
 55. SenthilKumar P, Ramalingam S, Sathyaselvabala V, Dinesh Kirupha S, Sivanesan S. Removal of copper(II) ions from aqueous solution by adsorption using cashew nut shell. *Desalination.* 2011;**266**:63-71.
 56. Anbia M, Asl Hariri S. Removal of methylene blue from aqueous solution using nanoporous SBA-3. *Desalination.* 2010;**261**:61-6.
 57. Hameed BH, Din AT, Ahmad AL. Adsorption of methylene blue onto bamboo-based activated carbon: kinetics and equilibrium studies. *J Hazard Mater.* 2007;**141**(3):819-25.
 58. Ertas M, Acemioglu B, Alma MH, Usta M. Removal of methylene blue from aqueous solution using cotton stalk, cotton waste and cotton dust. *J Hazard Mater.* 2010;**183**(1-3):421-7.
 59. Shirmardi M, Mesdaghinia AR, Mahvi AH, Nasser S, Nabizadeh R. Kinetics and equilibrium studies on adsorption of acid red 18 (Azo-Dye) using multiwall carbon nanotubes (MWCNTs) from aqueous solution. *E-J Chem.* 2012;**9**(4):2371-83.
 60. Crittenden C, Turssel R, Hand D, Howe K, Tchobanoglousm G. Water Treatment: Principles and Design. *John Wiley Sons.* 2005:245.