

Marine Sponge/CuO Nanocrystal: A Natural and Efficient Catalyst for Sulfonamides Synthesis

Mohamad Reza Shushizadeh ^{1*}, Azar Mostoufi ¹, Marjan Fakhrian ²

¹ Research Center of Marine Pharmaceutical Science, Ahvaz Jundishapur University of Medical Science, Ahvaz, IR Iran

² Islamic Azad University, Science and Research Branch-Khoozestan, Ahvaz, IR Iran

ARTICLE INFO

Article type:

Research Article

Article history:

Received: 26 Nov 2011

Revised: 21 May 2012

Accepted: 03 Jul 2012

Keywords:

Marine

Sponge

Synthesis

Nanoparticles

Sulfonamides

ABSTRACT

Background: Marine sponge/nano-CuO as a natural catalyst efficiently catalyzed the Sulfonation reaction of *p*-chlorobenzene sulfonyl chlorides with amines in order to prepare sulfonamides. The advantages included use of a natural catalyst, ease of handling, requirement of a very small amount of catalyst, mild reaction condition and appropriateness to high yield.

Objectives: The current study aimed to look for a solid support reaction and to develop a general, mild and novel method in order to synthesize sulfonamides in the absence of a strong base, it was found that marine sponge/nano-CuO is a natural and efficient catalyst for this method at room temperature.

Materials and Methods: The reaction was carried out simply by addition of amine and *p*-chlorobenzene sulfonyl chloride to the mixture of Marine sponge powder/nano-CuO in acetonitrile at room temperature. Then the reaction mixture was extracted by CH₂Cl₂ and was dried over anhydrous magnesium sulfate. Evaporation of the solvent afforded the products.

Results: In this method several derivatives of sulfonamide underwent the reaction of different amines with *p*-chlorobenzene sulfonyl chloride in the presence of marine sponge/nano-CuO in CH₃CN are synthesized.

Conclusions: In conclusion, a new, natural and efficient marine catalyst, and a marine sponge/nano-CuO were developed to synthesize sulfonamide derivatives in CH₃CN in 75-93% yields. This method was applied to a wide range of aromatic and aliphatic amines under mild conditions.

Published by DocS. 2012. cc 3.0.

► Implication for health policy/practice/research/medical education:

Marine natural catalyst efficiently catalyzed the Sulfonation reaction of *p*-chlorobenzene sulfonyl chlorides with amines in order to prepare sulfonamides drugs.

► Please cite this paper as:

Shushizadeh MR, Mostoufi A, Fakhrian M. Marine Sponge/CuO Nanocrystal: A Natural and Efficient Catalyst for Sulfonamides Synthesis. *Jundishapur J Nat Pharm Prod.* 2012;7(4):134-9.

1. Background

The development of simple, natural, efficient and environmentally-benign chemical processes or method-

ologies for widely used organic compounds is greatly demanded. Sulfonamides are extremely useful pharmaceutical compounds because they exhibit a wide range

* Corresponding author: Mohamad Reza Shushizadeh, Research Center of Marine Pharmaceutical Science, Ahvaz Jundishapur University of Medical Science, Ahvaz, IR Iran. Tel: +98-6114445655, Fax: +98-6113738379, E-mail: m.r.shushizadeh@gmail.com, m.r.shushizadeh@ajums.ac.ir
© 2012 School of Pharmacy, Ahvaz Jundishapur University of Medical Sciences; Published by DocS.

This is an Open Access article distributed under the terms of the Creative Commons Attribution License (<http://creativecommons.org/licenses/by/3.0>), which permits unrestricted use, distribution, and reproduction in any medium, provided the original work is properly cited.

of biological activities such as anticancer, anti-inflammatory and antiviral functions (1). Furthermore, sulfonamides have been used as protecting groups of OH or NH functionalities for easy removal under mild conditions (2). Even though many synthetic methods have been reported (3), the sulfonylation of amines with sulfonyl chlorides in the presence of a base is still being used as the method of choice because of its high efficiency and simplicity of the reaction (4). However, this approach is limited by the formation of undesired disulfonamides with primary amines and by harsh reaction conditions needed for less nucleophilic amines such as anilines (5). Additionally, side reactions take place in the presence of a base. Metal and metal oxides have been used for the catalytic sulfonylation of amines and alcohols; however, it requires a longer reaction time and stringent reaction conditions (6-8).

Marine sponges are known as a prolific source of biologically active and structurally unique metabolites. They are known to produce a large number and a diversity of secondary metabolites. Until now, more than 5000 different compounds have been isolated from about 500 species of sponges (9). The chemical nature of metabolites isolated from marine sponges has been extensively reviewed by several authors (10). As there was no report of marine sponges of Iranian coast of Persian Gulf, shallow sponges (*Desmospongia sp.*) of Qeshm and Bushehr Islands in offshore zone which can be the source of new biological active compounds were studied. Marine sponges occupy a preeminent position among the various groups of organisms. They are a unique group of sedentary organisms from which several novel natural products are reported, many of which have useful biological activities. In organic chemistry, these sponges are important and are an optical active source for catalytic reactions such as oxidation, reduction and etc. (11). The chiral non-racemic catalyst, marine sponge, which has optical active compounds such as alkaloids, and terpenoids, is a good catalyst for solid support reactions and induction of chirality into desired products with excellent enantioselectivities. Marine sponge can activate the C-N bond for nucleophilic addition such as sulfonylation reaction of amines with high and predictable asymmetric induction, and is easily removed from the product. Therefore, the search continues for a better catalyst in sulfonylation reaction of amines in terms of operational simplicity, with greater yields.

2. Objectives

The current study aimed to look for a solid support reaction (12) and to develop a general, mild and novel method in order to synthesize sulfonamides in the absence of a strong base. The current study tried to report a simple and efficient method for the sulfonamides synthesis, in the presence of marine sponge/nano-CuO as a natural catalyst as indicated in Figure 3.

3. Materials and Methods

3.1. Reagents and Materials

All starting materials were purchased from Merck and Aldrich Companies. The IR spectra were recorded on a Perkin-Elmer RXI infrared spectrometer. ¹H NMR spectra were recorded with a 400 MHz Bruker FT-NMR spectrometer. TLC accomplished the purity of substrates and reactions monitored on silica gel polygram SIGL/UV254 plates.

3.2. Preparation of Marine Sponge Powder


The Samples, marine sponge (*Demospongiae sp.*), were collected in May 2010 at a depth between 5 and 10 m in the Nakhiloo Island, Bushehr, Iran (North coast of Persian Gulf) and were washed several times using deionized water to remove extraneous and salts. They were then dried in an oven at 60 °C for 48 h. The dried marine sponge chopped, sieved and the particles with an average size of 0.5mm were used for base catalyzed experiments. Identification of sponges was kindly carried out by Dr. Sayed Mohammad Bagher Nabavi from Khoramshahr Marine Science and Technology University. Figure 1a shows the species of marine sponge investigated in this study as *Demospongiae sp.*, which has siliceous (SiO₂) spicules, Figure 1b.

3.3. Preparation of Nano-CuO

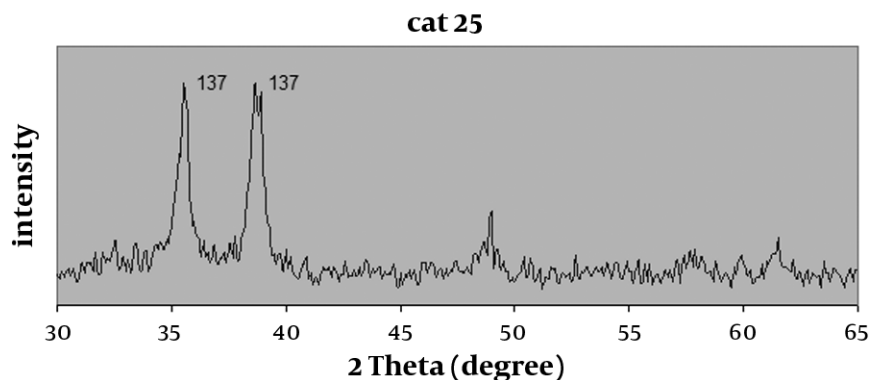
300mL of 0.02M Cu (NO₃)₂ solution was prepared by dissolving Cu(NO₃)₂·3H₂O in deionized water. The solution was added into a round-bottom flask equipped with a refluxing device. The Cu (NO₃)₂ solution was kept at 60 °C by vigorous stirring; then 0.50 g of solid NaOH (platelets) was rapidly added into the solution, where a large amount of blue or black precipitate was simultaneously produced and maintained at the crystallization temperature for 10 min. Next, the precipitate was heated at 100 °C for another 10 min. During this process, the initial blue color of the precipitate was gradually turned into black. When all reactions were completed, the resulting product was centrifuged, washed with water and ethanol several times, and dried in air at room temperature (13). Crystal structure of nano-CuO was identified by XRD spectrum displayed in Figure 2.

3.4. General Procedure

2 mmol Amine and 2 mmol *p*-chlorobenzene sulfonyl chloride were added to the mixture of 0.09 g Marine sponge powder, 0.01 g nano-CuO and 10 mL of acetonitrile, and then it was stirred magnetically at room temperature. The progress of the reaction was monitored by thin-layer chromatography (TLC). Then the reaction mixture was extracted with 2×25 mL CH₂Cl₂. The combined solutions were dried over anhydrous magnesium sulfate.

Figure 1. The species of marine sponge and its spiculesa) Marine sponge (*Demospongiae sp.*)

b) Siliceous spicules

**Figure 2.** XRD spectrum of Nano-CuO

Evaporation of the solvent afforded the products which are shown in *Table 1*. The structures of the products were characterized by their melting points and ^1H NMR and IR spectral data.

Table 1. Sulfonylation of *p*-anisidine with *p*-toluene sulfonyl chloride in the presence of 0.1 g marine sponge/nano-CuO with different solvents

	Solvent	Time, h	Yield, %
1	THF	5	60
2	CH_2Cl_2	2.5	80
3	CHCl_3	1.5	75
4	EtOAc	3	70
5	CH_3CN	50(min)	93

4. Results

Sulfonamide derivatives simply synthesized by sulfonylation of amines in the presence of marine sponge/nano-CuO as natural catalyst. *Figure 3* displays the reaction of sulfonyl chlorides with amines for production of sulfonamides. In order to find out the most effective sul-


fonylation, *p*-anisidine was chosen as a model substrate. It was treated by 2 mmol of *p*-chlorobenzene sulfonyl chloride in the presence of 0.1 g of marine sponge/nano-CuO powder in various solvents at room temperature as shown in *Table 1*. The reactions in THF, CH_2Cl_2 , CHCl_3 , and EtOAc were found less effective, *Table 2*, entries 1-4. Then the sulfonylation of *p*-anisidine by *p*-chloro sulfonyl chloride in the presence of the CH_3CN solvent to get 93% yield was carried out, *Table 2* entry 5.

In order to find out the most effective catalyst for sulfonylation, various catalysts were employed during the sulfonylation of 1:1 equimolar *p*-anisidine with *p*-chlorobenzene sulfonyl chloride at room temperature, *Table 2*. According to the results, marine sponge/nano-CuO was found to be the most efficient catalyst. Several derivatives of sulfonamide which underwent the reaction of different amines with *p*-chlorobenzene sulfonyl chloride in the presence of marine sponge/nano-CuO in CH_3CN were synthesized, *Table 3*.

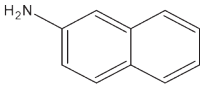
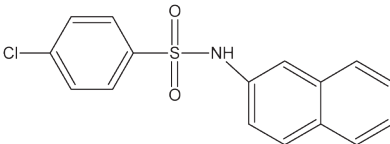
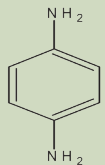
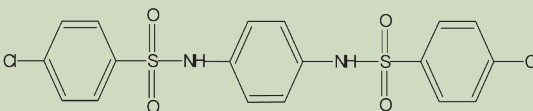
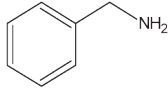
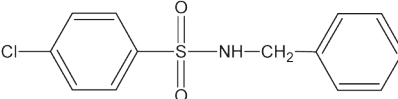
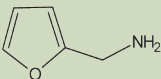
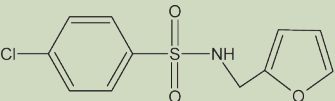
Aromatic amines were sulfonylated under the CH_3CN solvent at room temperature with excellent yields, *Table 3*, entries 1-8. Aromatic amines with an electron-donating

Table 2. Sulfonylation of *p*-anisidine with *p*-chloro sulfonyl chloride in the presence of different catalyst with CH₃CN as a solvent

Catalysts	Mmol, (mg)	Time, h	Yield, %
1 Marine sponge /nano-CuO	0.2 (100)	50(min)	93
2 CuO	0.2 (16)	1	92
3 MgO	0.2 (8)	3	50
4 CaO	0.2 (11.2)	4	51

**Figure 3.** Sulfonylation of amines in the presence of marine sponge/nano-CuO**Table 3.** Sulfonamides synthesis by the reaction of different amines with *p*-chloro sulfonyl chloride in the presence of marine sponge/nano-CuO in CH₃CN

Amine	Product	Time, min	Yield, %	m.p. C°
		80	79	48
		78	82	42
		50	93	-
		79	80	81
		90	75	68
		180	76	105

		90	85	138
		92	80	80
		50	91	59
		92	81	66

group in Table 3, entries 2-3 showed similar reactivity, whereas those with an electron-withdrawing group in Table 3, entries 4-6 showed somewhat lower reactivity. Aliphatic amines which were also sulfonylated under similar conditions gave excellent yields, Table 3, entries 9-10.

4.1. Characterization of products

Selected spectral data for products shown in Table 3 are given below:

4-Chloro-N-phenyl benzene sulfonamide-(entry 1): IR(cm^{-1} , KBr): 3250 (-NH), 1541 (C=C), 1336, 1161 (SO_2), 826752. (aromatic); ^1H NMR (400 MHz, CDCl_3 , TMS, δ ppm): 7.07-7.28 (3H, m), 7.3-7.41 (2H, m), 7.49-7.57 (2H, d), 7.64-7.8 (2H, d).

4-Chloro-N-(4-methoxyphenyl)benzenesulfonamide-(entry 3): IR(cm^{-1} , KBr): 3231(-NH), 1550 (C=C), 1334, 1160 (SO_2), 819. 751 (aromatic); ^1H NMR (400 MHz, CDCl_3 , TMS, δ ppm): 3.73 (3H, s), 6.74-6.81 (2H, d), 6.99-7.1 (2H, d), 7.19-7.4 (2H, d), 7.61-7.79 (2H, d).

4-Chloro-N-(4-fluorophenyl)benzenesulfonamide-(entry 5): IR(cm^{-1} , KBr): 3247(-NH), 1541 (C=C), 1334, 1160 (SO_2), 830757. (aromatic); ^1H NMR (400 MHz, CDCl_3 , TMS, δ ppm): 6.82-6.90 (2H, d), 6.94-7.1 (2H, d), 7.2 (1H, bs), 7.3-7.43 (2H, d), 7.51-7.67 (2H, d).

4-Chloro-N-(2-methyl-4-nitrophenyl)benzenesulfonamide-(entry 6): IR(cm^{-1} , KBr): 3240 (-NH), 1543 (C=C), 1334, 1160 (SO_2), 830757. (aromatic); ^1H NMR (400 MHz, CDCl_3 , TMS, δ ppm): 2.2 (3H, s), 7.2-7.6 (3H, m), 7.94-8.01 (4H, m).

4-Chloro-N-(2-naphthyl)benzenesulfonamide-(entry 7): IR(cm^{-1} , KBr): 3230(-NH), 1585 (C=C), 1334, 1160 (SO_2), 860. 730 (aromatic); ^1H NMR (400 MHz, CDCl_3 , TMS, δ ppm): 7.08 (1H, bs), 7.28-7.49 (4H, m), 7.45-7.49 (3H, m), 7.6-7.8 (4H, m)

4-Chloro-N-(benzyl)benzenesulfonamide-(entry 9): IR(cm^{-1} , KBr): 3201(-NH), 1560 (C=C), 1334, 1160 (SO_2), 821742. (aromatic); ^1H NMR (400 MHz, CDCl_3 , TMS, δ ppm): 4.11 (2H, d), 7.16-7.32 (5H, m), 7.41-7.65 (2H, d), 7.75 (2H, d).

5. Discussions

In conclusion, a new natural and efficient marine catalyst, and a marine sponge/nano-CuO were developed to synthesize sulfonamide derivatives in CH_3CN in 75-93% yields. This method was applied for a wide range of aromatic and aliphatic amines under mild conditions. Additionally, the key note of this synthetic protocol was the absence of a strong base in the reaction. The plausible mechanism of the reaction is shown in Figure 4.

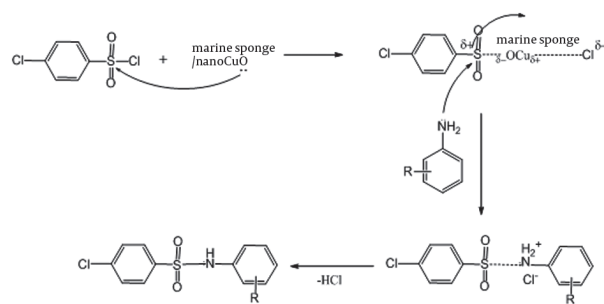


Figure 4. Mechanism of sulfonamides synthesis in the presence of marine sponge/nano-CuO

Acknowledgments

We acknowledge our gratitude to Marine Pharmaceutical Research Center of Ahvaz Jundishapour University of Medical Science.

Financial Disclosure

We acknowledge our gratitude to Khoramshahr Marine Science University for financial support of this work.

Funding/Support

None declared.

References

1. Supuran CT, Casini A, Scozzafava A. Protease inhibitors of the sulfonamide type: anticancer, antiinflammatory, and antiviral agents. *Med Res Rev.* 2003;**23**(5):535-58.
2. Chandrasekhar S, Mohapatra S. Neighbouring group assisted sulfonamide cleavage of Sharpless aminols under acetonation conditions. *Tetrahedron Lett.* 1998;**39**(7):695-8.
3. Caddick S, Wilden JD, Judd DB. Direct synthesis of sulfonamides and activated sulfonate esters from sulfonic acids. *J Am Chem Soc.* 2004;**126**(4):1024-5.
4. Anderson KK. Comprehensive Organic Chemistry. In: Jones DN, editor. *Pergamon: Oxford Press*; 1979.
5. Yasuhara A, Kameda M, Sakamoto T. Selective monodesulfonylation of N, N-disulfonylarylamines with tetrabutylammonium fluoride. *Chem Pharm Bull.* 1999;**47**:809-12.
6. Deng X, Mani NS. A facile, environmentally benign sulfonamide synthesis in water. *Green Chem.* 2006;**8**(9):835-8.
7. Kim JG, Jang DO. Mild and Efficient Indium Metal Catalyzed Synthesis of Sulfonamides and Sulfonic Esters. *Synlett.* 2007;**18**(16):2501-4.
8. Meshram G, Patil VD. A simple and efficient method for sulfonylation of amines, alcohols and phenols with cupric oxide under mild conditions. *Tetrahedron Lett.* 2009;**50**(10):1117-21.
9. Rifai S, Fassouane A, El-Abbouyi A, Wardani A, Kijjoa A, Van Soest R. Screening of antimicrobial activity of marine sponge extracts. *J of Med Mycology.* 2005;**15**(1):33-8.
10. McCaffrey E, Endean R. Antimicrobial activity of tropical and subtropical sponges. *Marine Biol.* 1985;**89**(1):1-8.
11. Sarma NS, Krishna M, Rao SR. Sterol ring system oxidation pattern in marine sponges. *Marine Drugs.* 2005;**3**(3):84-111.
12. Shushizadeh MR, Kiany M. Solvent-free alkylation of dimethyl malonate using benzyl alcohols catalyzed by FeCl₃/SiO₂. *Chin Chem Lett.* 2009;**20**(9):1068-72.
13. Zhu J, Bi H, Wang Y, Wang X, Yang X, Lu L. CuO nanocrystals with controllable shapes grown from solution without any surfactants. *Mate Chem Phys.* 2008;**109**(1):34-8.